



NÁVOD / INSTRUCTION


X-Banner Variable Luxury



1. Package content.




2. Unfold construction, release telescopic poles and adjust them according to the size of banner.



3. Attach the banner in corners.



4. Preview of attached banner.



5. Adjust length of the back supporting pole to provide good stability of the stand. Carefully fasten all joints.