


# NÁVOD / INSTRUCTION

## Promo table Premium




1. Unfold the construction and secure it with fastening hitches.




2. Put on magnetic sticks.



3. Preview of the arch.




4. Preview of the inner part of the construction – sticks without magnet are placed from the inside.



5. Insert shelves.



6. Affix the artwork theme to the construction with the help of magnetic stripes.



7. Put in place the upper part of the promo table (the board).

If you don't follow instructions in this manual, we will not acknowledge any potential complaints.